



Effective 28 January, 2007

# 800R

## PLASTIC ADHESION PROMOTOR

### Description

Transparent adhesion promotor for use on uncoated plastics.  
Composition based on chlorinated polyolefine.

### Products

800R Plastic Adhesion Promotor

### Properties

- Gives excellent adhesion on exterior plastic car parts.

### Substrates

- Uncoated exterior plastic types as listed:  
AAS, ABS, PBTP, PC, PP/EPDM, PVC, SMC, GFK, BMC and UP/SMC.

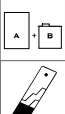







Effective 28 January, 2007

# 800R

## PLASTIC ADHESION PROMOTOR

### PRODUCT PREPARATION

	<b>Mixing ratio</b>	Ready for use.			
	<b>VOC</b>	789 g/l			
	<b>Pot life at 20°C</b>	Not applicable.			
	<b>Spray viscosity at 20°C</b>	<b>DIN 4 FORD 4 AFNOR 4</b>	Not applicable.		
	<b>Spray equipment</b>	<b>Conventional guns</b>	<b>Fluid tip</b>	<b>Distance</b>	<b>Pressure</b>
		Gravity feed	1.2-1.4 mm	20-25 cm	2-3 bar
		Suction feed	1.4-1.6 mm	20-25 cm	2-3 bar
		Pressure feed	Not applicable	Not applicable	Not applicable
		<b>Compliant guns (HVLV/HTE)</b>			
		Gravity feed	1.2-1.3 mm	15 cm	According to supplier's specifications
		Suction feed	1.3-1.5 mm	15 cm	
		Pressure feed	Not applicable	Not applicable	
	<b>Number of coats</b>	1-2			
	<b>Flash time</b>	5 min between coats. 10 min before topcoating. Exception: 30 min before Cromax® application.			
	<b>DFT</b>	5-10 μ			
This data relates only to the material designated herein and does not apply to use in combination with any other material or any process. The data is not to be considered as a warranty or quality specification and we assume no liability in connection with its use.					



Effective 28 January, 2007

# 800R

## PLASTIC ADHESION PROMOTOR

### RECOMMENDED USE

#### Surface preparation

1. Preheat 30 min at 60°C.
2. Allow to cool.
3. Clean surface with water and soap. Rinse and dry.
4. Clean with a DuPont Refinish preparatory cleaner for plastics. Wipe dry with a clean cloth.
5. Scuff sanding with sanding pad.
6. Remove all traces of sanding dust, blowing oil-free compressed air.
7. Optionally clean with a DuPont Refinish preparatory cleaner for plastics. Wipe dry with a clean cloth.
8. Degrease with a correct DuPont Refinish final cleaner/degreaser.
9. Wipe and blow dry.

#### Equipment cleaning

Use a correct DuPont Refinish solventborne gunwash.

#### Product data

Package viscosity: 10-15 cp  
Theoretical coverage: 16 m<sup>2</sup>/l at recommended DFT

Products	Packages (l)	Shelf life at 20°C (year)	Density (kg/l)
800R	1	2	0.882



Effective 28 January, 2007

# 800R

## PLASTIC ADHESION PROMOTOR

### RECOMMENDED USE (con'd)

#### Remarks

- 800R can be tinted with maximum 5 % AM Centari<sup>®</sup> MasterTints<sup>®</sup> or PT Imron<sup>®</sup> PowerTints<sup>®</sup>.
- Stir thoroughly before use.
- Degrease AAS, ABS, PC and PVC with a correct DuPont Refinish final cleaner/degreaser. For PA, EP and PUR do not use 800R. For PP and POM flame treatment is needed.
- Note that on plastic parts the use of 805R in DuPont Refinish 2K surfacers, DuPont Refinish 2K topcoats and DuPont Refinish 2K clears is strongly recommended.
- Optimum results with Cromax<sup>®</sup> will be obtained if flash till flat between coats is respected.
- Material has to be at room temperature (18-25°C) before use.
- For more specific information, please contact your DuPont representative.

#### Safety

Consult Safety Data Sheet prior to use. Observe the precautionary notices displayed on the container.